

Jet Series

Gaiter independent pneumatic gauging probes

Datasheet
502720
Issue 6
EDCR 18681



Features

- Wide choice of measurement ranges 2 mm to 10 mm
- Pneumatic push (gaiter independent)
- LVDT, half bridge and digital (Orbit® Network) interface
- Accuracy to 0.1% of reading (for digital version)


Description

Solartron gauging transducers are used wherever the ultimate in high accuracy and measurement speed is required. They incorporate a precision linear bearing giving exceptional repeatability.

Pneumatic operation is a cost effective way of achieving transducer actuation, particularly when large numbers of probes need to be actuated simultaneously.

With conventional pneumatic probes, the air pressure is contained within the gaiter. The new Jet Series of gaiter independent pneumatic gauging probes are designed so that the gaiter is not pressurised. This has the advantage that gaiter damage will not affect probe performance, resulting in less down-time and a reduced cost of ownership.

Mechanical Drawings



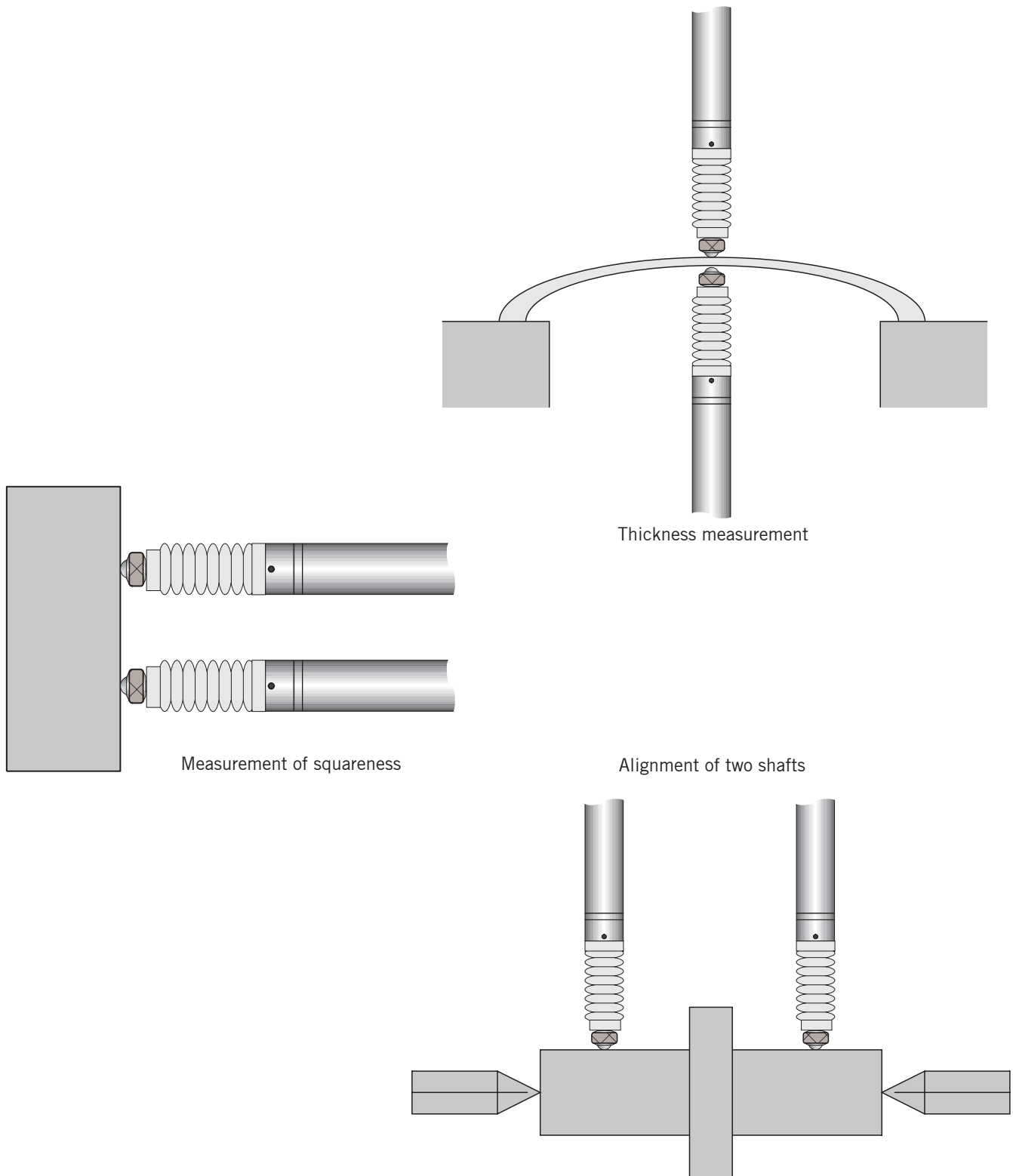
Transducer Type		'A' mm Body length	'B1' mm fully extended	'B2' mm fully retracted
LVDT and Half Bridge	AJ1/P and AJ1/PH	49.0	15.4	12.4
	AJ5/1/P and AJ5/1/PH	84.0	26.9	15.9
	AJ2.5/P and AJ2.5/PH	71.0	18.9	12.9
	AJ5/P and AJ5/PH	96.0	26.9	15.9
Digital	DJ2/P	52.0	15.4	12.4
	DJ10/2/P	84.0	26.9	15.9
	DJ5/P	71.0	18.9	12.9
	DJ10/P	96.0	26.9	15.9

Applications

A large variety of applications exist for pneumatic gauging probes with examples including gauging of vehicle windscreens, TV glass and brake discs / drums.

If gaitors are damaged on conventional pneumatic gauging probes, the entire process must be halted whilst the gaitors are replaced. With gaitor independent pneumatic gauging probes, maintenance can be carried out at a pre-selected time, keeping down time to a minimum.

Solartron's new Jet Series of gaitor independent pneumatic gauging probes can withstand higher operating pressures compared with standard pneumatic probes thereby eliminating the need for precise and expensive pressure regulators.



Technical Specification

Product Type	Analogue		Digital	Analogue		Digital	Analogue		Digital	Analogue		Digital
	LVDT	Half Bridge		LVDT	Half Bridge		LVDT	Half Bridge		LVDT	Half Bridge	
Jet Series - axial cable outlet	AJ/1/P	AJ/1/PH	DJ/2/P	AJ/5/1/P	AJ/5/1/PH	DJ/10/2/P	AJ/2.5/P	AJ/2.5/PH	DJ/5/P	AJ/5/P	AJ/5/PH	DJ/10/P

Measurement

Measurement range (mm)	±1	2	±1	2	±2.5	5	±5	10
Accuracy ⁽¹⁾	0.5% 1 µm	0.1%	0.5% 1 µm	0.1%	0.5% 2.5 µm	0.2%	0.5% 5 µm	0.2%
Repeatability (µm)	0.15							
Resolution (µm)	For LVDT and half bridge, dependent on electronics. For digital, user selectable <0.1 µm.							
Pre-travel (mm)	0.3	0.15	0.3	0.15	0.3	0.15	0.3	0.15
Post-travel (mm)	0.7	0.85	8.7	8.85	0.7	0.85	0.7	0.85
Tip force at mid position, standard (N) ±20%	0.85 @ 1 bar							
Temperature coefficient (%FSO/°C)	0.01							

Electrical Interface - plugged versions⁽²⁾

Sensitivity (mV/V/mm) ±0.5%	200	73.5	200	73.5	80	29.4	40	14.5
Energising current (mA/V) ±5%	1.8	1	1.8	1	2	1	1	1.2

Electrical Interface - unplugged versions⁽²⁾

Sensitivity (mV/V/mm) ±5%	210	83	210	83	150	82	105	51
Zero phase frequency (kHz)	10		10		13	10	10	
Phase shift (deg.)	+8	-1	+8	-1	+8	0	+4	0

Materials	
Case	Stainless steel
Tip	Tungsten carbide*
Gaiter ⁽³⁾	Viton®
Cable ⁽⁴⁾	PUR

*other options available

Environmental (probe head only)	
Storage temperature (°C)	-40 to +100
Operating temperature (°C)	+5 to +80
IP rating	None

Operating Pressure Range	
Jet Series (gaiter independent)	0.6 bar to 2 bar relative

Pneumatic Operation: For continual reliable operation and to maximise working life, the air supply should be clean and dry (60% maximum relative humidity and filtered to better than 5 µm particle size).

Digital Probe Interface Electronics ⁽⁵⁾	
Reading rate	Up to 3906 readings/second
Bandwidth	Up to 460 Hz dependent on noise performance required
Output	Serial communication - RS485 signal level (Solartron Orbit® protocol)
Power	5 ±0.25 VDC @ 0.06 A (includes power for probe)
Storage temperature °C	-20 to +70
Operating temperature °C	0 to +60
IP rating	43

Notes

1. Probe Accuracy

The accuracy of the LVDT and half bridge probes is quoted as % of reading or µm whichever is greater. The accuracy of the digital probe range is quoted as [(resolution) + (accuracy %) x D] where D is the distance from the setting master.

2. LVDT and Half Bridge Probe Performance

Accuracy, sensitivity, energising current and phase shift are valid for the following calibration conditions: LVDT probes calibrated at 3 V, 5 kHz frequency into a 10 kΩ load or 100 kΩ for the unplugged versions. Half bridge probes calibrated at 3 V, 10 kHz frequency into a 2 kΩ load or 1 kΩ for the unplugged versions. The probes will operate with energising voltages in the range 1 V to 10 V and with frequencies in the range 2 kHz to 20 kHz but the performance is not specified.

3. Gaiter

Viton is a trademark of DuPont Dow Elastomers.

4. Cables

All probes are supplied with 2 m of PUR cable as standard. Other lengths and options such as nylon braided, metal braided and armoured are also available on request.



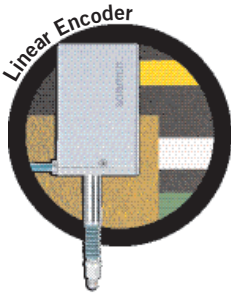


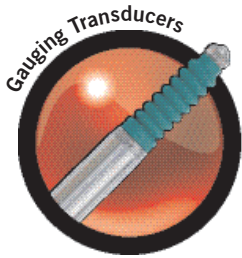
5. Digital Probe Termination

Digital probes are terminated with Solartron's Probe Interface Electronics (PIE) module. Please refer to the Orbit® Network Measurement Systems datasheet 502629 for details of this module and methods of integration for digital probes.

Ordering Guide

Part Numbers			
Probe Type		Standard	Unplugged
LVDT	AJ/1/P	925413	925393
	AJ5/1/P	925417	925407
	AJ/2.5/P	925414	925395
	AJ/5/P	925415	925397
Half Bridge	AJ/1/PH	925404	925392
	AJ5/1/PH	925408	925416
	AJ/2.5/PH	925405	925394
	AJ/5/PH	925406	925396
Digital	DJ/2/P	971167-1	n/a
	DJ/2/PE	971170-1	n/a
	DJ/5/P	971168-1	n/a
	DJ/10/P	971169-1	n/a

Also Available at Solartron Metrology



Solartron Metrology Offices

Addresses for Offices worldwide

United Kingdom - Head Office

Solartron Metrology
Steyning Way
Bognor Regis
West Sussex
PO22 9ST

Tel: +44 (0) 1243 833333
Fax: +44 (0) 1243 833332
sales.solartronmetrology@ametek.com

Germany
Ametek GmbH
Solartron Metrology Division
Rudolf-Diesel-Strasse 16
40670 Meerbusch

Tel: +49 (0) 2159 9136 500
Fax: +49 (0) 2159 9136 505
vertrieb.solartronmetrology@ametek.com

France
Solartron Metrology
Rond-point de l'Epine des Champs
Buroplus - Bat D
Elancourt, 78990

Tel: +33 (0)1 30 68 89 50
Fax: +33 (0)1 30 68 89 59
france.solartronmetrology@ametek.com

China - Shanghai
Solartron Metrology
Rm 912, Metro Tower
No 30 Tian Yao Qiao Road, Shanghai
200030

Tel: +86 21 6426 8111
Fax: +86 21 6426 7818
china.solartronmetrology@ametek.com

China - Beijing
Solartron Metrology
Room 2202, CITIC Building
#19, Jianguomenwai Dajie
Beijing
100004 P.R China

Tel: +86 10 8526 2111
Fax: +86 10 8526 2141
china.solartronmetrology@ametek.com

China - Chengdu
Solartron Metrology
AMETEK ChengDu Rep Office
Room 2408, Zongfu Building
35 Zongfu Road
Chengdu, Sichun, 610016, China

Tel: +86 28 8675 8111
Fax: +86 28 8675 8141
china.solartronmetrology@ametek.com

Japan
Solartron Metrology
4-5-37 Kamiosaki
Shinagawa-Ku
Tokyo
141-0021

Tel: +81(0) 3 3494 5131
Fax: +81 (0) 3 3494 5134
japan.solartronmetrology@ametek.com

U.S.A
Solartron Metrology
915 N.New Hope Road
Suite C, Gastonia
NC 28054, USA

Tel: +1 800 873 5838
Fax: +1 704 868 8466
usasales.solartronmetrology@ametek.com

Agent and Distributor details available at www.solartronmetrology.com

