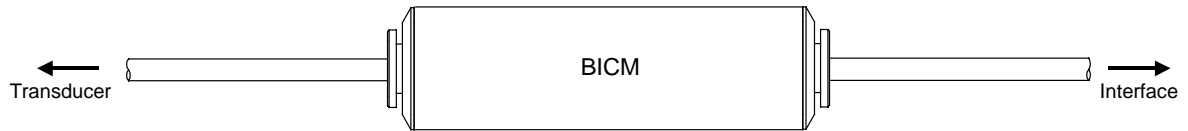


IP67 BICM
Boxed Inline Conditioning Module



User Leaflet

IP67 BICM

(IP67 Boxed Inline Conditioning Module)

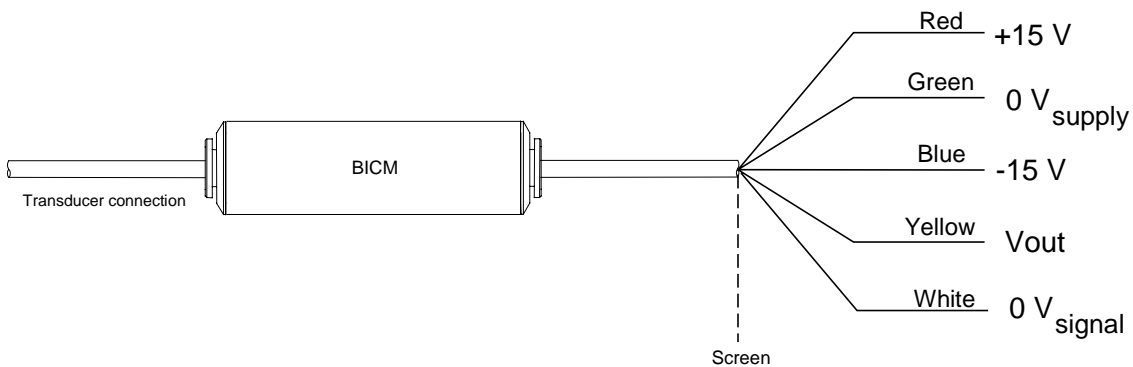
General

The IP67 BICM is a rugged, waterproof transducer conditioning unit pre-wired and calibrated to a transducer. There are no internal user adjustments.

⚠ The case should not be opened, this may damage the O-ring seals and allow fluid ingress.

This Leaflet describes IP67 BICM connected to any transducer. Depending on the transducer fitted there may be small changes in specification. See specification section or consult your supplier.

Connections



Specification

	MIN	TYP	MAX	UNITS
Power Supplies				
Voltage	±13.8	±15	±18	V dc
Current	8		15	mA
Protection	Reverse connection			
Output Signal				
Output Range ^{see note 1,2}		±10		V dc
Offset ^{see note 1,2}		0		Vdc
Linearity ^{see note 1}			0.5	% reading.
Voltage Ripple		0	14	mVrms
Load Current	8			mA
Bandwidth		250		Hz
Warm up time		8		minutes
Environmental				
Operating temperature	0		70	°C
Storage temperature	-55		100	°C
IP rating	Designed to meet IP 67			
CE marking	Designed to meet EN50081			
Case size	73 long x 20.6 dia.			mm
Output cable length ^{see note 1}		2		m

Notes

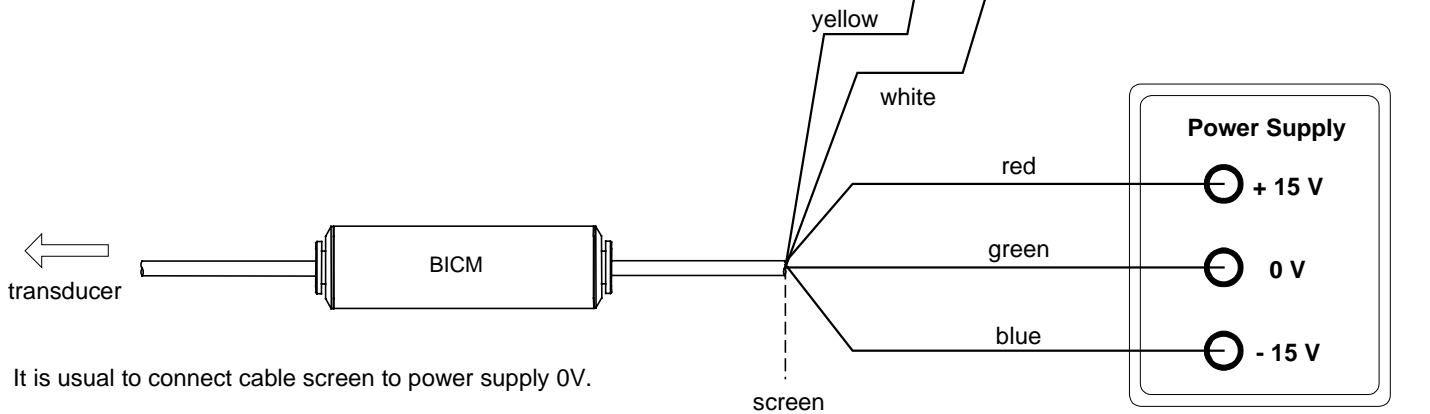
1. Standard specification. May vary according to individual customer requirement.

2. For best 0 V output adjust transducer position. Output voltage is more positive when transducer tip is pushed in.

Application Notes

$0V_{\text{signal}}$ (green) and $0V_{\text{supply}}$ (white) are connected together at the BICM.

Use of these separate 0V connections will minimise power supply currents affecting signal output readings



It is usual to connect cable screen to power supply 0V.

This may not be the best option for all installations as it depends on the arrangement of 0V connections, ground connections etc.