

GPM

Configurable Hybrid Modules Oscillator and Demodulator

Datasheet
502776
Issue 2
EDCR 18661



Features

- Small size
- Ease of use
- Low cost
- No extra components required
- For assembly to OEM circuit boards

Description

The GPM Series oscillator and demodulator have been designed to provide miniature and flexible signal conditioning. They are manufactured using thick film hybrid technology, which allows for a major reduction in size, and tighter control of performance. Their small size means that they can be assembled by the OEM user into equipment, or built into confined spaces.

Each hybrid has been designed to include the most commonly required options, which can be selected by linking pins on the device. However, if unusual frequencies, etc, are required, these can be accommodated by the addition of a few external components.

The oscillator is designed to provide a sine wave carrier for driving the transducer and a square wave reference for the demodulator. The nominal output is 5 V rms at 5 or 10 kHz, but the device can operate over 1 to 20 kHz, at 0.5 to 7 V rms. It can also provide an output voltage proportional to supply voltage, or an external reference. If more than one oscillator is used, they can be synchronised to avoid interaction problems.

The demodulator is designed to amplify the output from the transducer and convert it to a DC voltage. It provides a nominal 5 VDC output (linear to 10 V) for inputs from 2.5 mV to 3.75 V rms (corresponding to 0.5 mV/V to 750 mV/V for 5 V energisation of transducer). 22 gains can be selected using links, and an external fine gain control can be added. Facilities also exist for adjusting zero anywhere in the range of the transducer, enabling end or centre zero. Again, a fine control can be added externally. The output filter characteristics can also be altered by addition of external components.

These two hybrids have been designed to contain all the most popular options, so application will normally be a simple matter. A set of application notes is available to assist in designing with this product.

Technical Specification

Power Requirement

	Oscillator	Demodulator
Voltage Range	±15 VDC nominal (±7.5 VDC to ±18 VDC acceptable)	
Current Range	±39 mA	±15 mA

Transducer Modulation/Demodulation

Oscillator Electrical Characteristics

Primary Voltage	5 V rms nominal, 0.5 V to 7 V variable ¹	
Primary Frequency	5 kHz, 10 kHz or 15 kHz 1 to 20 kHz variable ¹	
Primary Current	50 mA rms max	
Oscillator Protection	Open and short circuit protected	
Gain Control	Remote sense facility	
Temperature Coefficient of Amplitude	±0.004%/°C	
Temperature Coefficient of Frequency	±0.02%/°C	

Demodulator Electrical Characteristics

Sensitivity	5 VDC output in 9 gain ranges for inputs from 2.5 mV to 3.75 V rms. Fine gain control can be added ¹	
Output Offset	Fine	±30%
	Coarse	±100%
Voltage Output	Up to ±10 V (with ±15 V power supply)	
Bandwidth (-3 dB)	500 Hz, 2nd order may be altered	
Output Ripple	1 mV rms	
Temp. Co. Gain	0.05%/°C ²	
Temp. Co. Offset	0.05%/°C ²	
Warm-up	15 minutes recommended	
Linearity	<0.02%	

Environmental

Operational Temperature Range	0 to 70°C (32 to 158°F)
-------------------------------	-------------------------

Mechanical and Connections

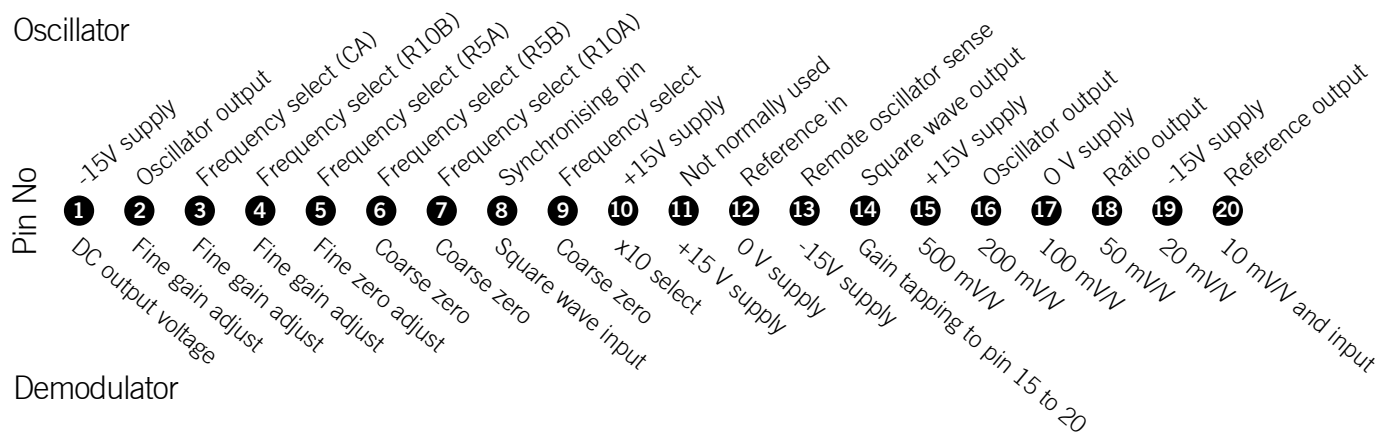
Weight	3.5g approx.
Size	52 x 15 x 6 mm approx.
Mounting	PCB mount conformal coated sil package
Connections	See diagram

Notes

¹ Requires additional resistors.



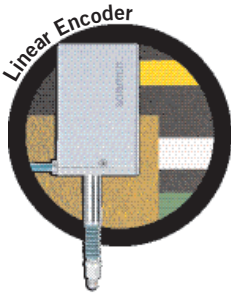



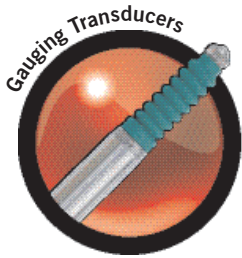
² Assumes ±5 V output.

Oscillator



Demodulator

Also Available at Solartron Metrology



Solartron Metrology Offices

Addresses for Offices worldwide

United Kingdom - Head Office

Solartron Metrology
Steyning Way
Bognor Regis
West Sussex
PO22 9ST

Tel: +44 (0) 1243 833333
Fax: +44 (0) 1243 833332
sales.solartronmetrology@ametek.com

Germany
Ametek GmbH
Solartron Metrology Division
Rudolf-Diesel-Strasse 16
40670 Meerbusch

Tel: +49 (0) 2159 9136 500
Fax: +49 (0) 2159 9136 505
vertrieb.solartronmetrology@ametek.com

France
Solartron Metrology
Rond-point de l'Epine des Champs
Buroplus - Bat D
Elancourt, 78990

Tel: +33 (0)1 30 68 89 50
Fax: +33 (0)1 30 68 89 59
france.solartronmetrology@ametek.com

China - Shanghai
Solartron Metrology
Rm 912, Metro Tower
No 30 Tian Yao Qiao Road, Shanghai
200030

Tel: +86 21 6426 8111
Fax: +86 21 6426 7818
china.solartronmetrology@ametek.com

China - Beijing
Solartron Metrology
Room 2202, CITIC Building
#19, Jianguomenwai Dajie
Beijing
100004 P.R China

Tel: +86 10 8526 2111
Fax: +86 10 8526 2141
china.solartronmetrology@ametek.com

China - Chengdu
Solartron Metrology
AMETEK ChengDu Rep Office
Room 2408, Zongfu Building
35 Zongfu Road
Chengdu, Sichun, 610016, China

Tel: +86 28 8675 8111
Fax: +86 28 8675 8141
china.solartronmetrology@ametek.com

Japan
Solartron Metrology
4-5-37 Kamiosaki
Shinagawa-Ku
Tokyo
141-0021

Tel: +81(0) 3 3494 5131
Fax: +81 (0) 3 3494 5134
japan.solartronmetrology@ametek.com

U.S.A
Solartron Metrology
915 N.New Hope Road
Suite C, Gastonia
NC 28054, USA

Tel: +1 800 873 5838
Fax: +1 704 868 8466
usasales.solartronmetrology@ametek.com

Agent and Distributor details available at www.solartronmetrology.com

