

# OD Family

## Inductive Transducer Conditioning Electronics



### Features

- ▶ Range Selectable to  $\pm 10$  VDC
- ▶ Range Selectable to  $\pm 20$  mA (example: 0-20 mA, 4-20 mA)
- ▶ DC and AC Powered Versions
- ▶ LVDT and Half Bridge Variants
- ▶ Suitable for Harsh Industrial Environment
- ▶ Robust Construction
- ▶ Good Linearity

### Description

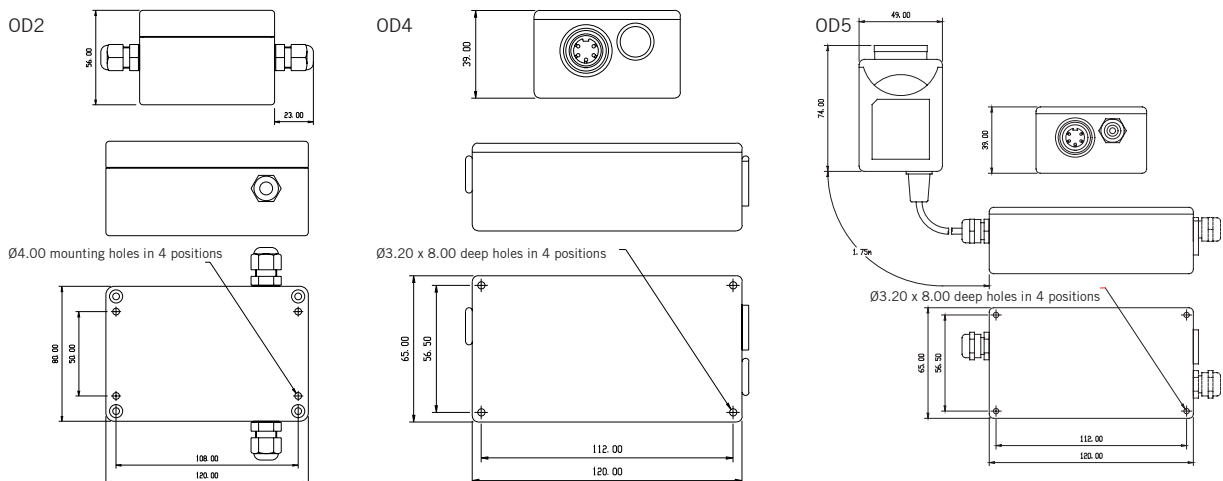
The OD (Oscillator / Demodulator) family of conditioning electronics is Solartron's solution for interfacing to its extended range of analogue inductive transducers. The OD family comprises the OD2, OD4 and OD5 units, each offering different functionality to suit the intended application.

The OD2 is a two wire 4 to 20 mA LVDT signal conditioner. It is designed for long signal transmission distances due to its low susceptibility to noise and cable resistance. The two wires carry both power and signal, the transducer's position is indicated by the amount of current consumed from 4 to 20 mA full scale. Cable breakage results in a loss of current flow, which indicates a fault.

The OD4 is a compact signal-conditioning module for inductive transducers; it can be powered from a single 10 to 30 VDC power supply. The signal polarity, span and offset are fully adjustable providing  $\pm 20$  mA current output or  $\pm 10$  VDC voltage output. The OD4 is housed in a die cast zinc box resulting a substantial degree of mechanical protection for harsh environment applications.

The OD5 provides the same connectivity and output as the OD4 and is powered from a universal power supply module with an input voltage range of 90 VAC to 240 VAC.

### Mechanical Drawing



Diagrams showing general dimensions (mm) of OD2, OD4 & OD5 products

## Technical Specification

### Power Requirement

	OD2	OD4	OD5
Voltage Range	13 VDC to 48 VDC	10 VDC to 30 VDC	90 VAC to 264 VAC
Current Range	Up to 30 mA	140 mA at 10V to 50 mA at 30V	250 mA at 120 VAC to 100 mA at 250 VAC
Frequency Range	-	-	47 Hz to 63 Hz

### Transducer Excitation

	OD2	OD4 / OD5
Primary Voltage	0-9 Vrms	3 Vrms nominal
Primary Frequency	5 kHz or 13 kHz nominal	2.5 kHz or 5 kHz nominal 10 kHz or 13 kHz nominal (half-bridge variant)

### Signal Input (Transducer Sensitivity Range)

	OD2	OD4 / OD5
Input Range	30 to 530 mV/V	55 mV to 5000 mV LVDT full range
Input Load Resistance	Refer to note <sup>1</sup>	2, 10, 100 k $\Omega$
Options	-	Forward and Reverse polarity, half-bridge

### Signal Output

	OD2	OD4 / OD5
Voltage Output	-	Up to $\pm 10$ VDC
Current Output	4-20 mA, 2 wire 0-20 mA, 4 wire	Up to $\pm 20$ mA into 150 $\Omega$ load
Output Ripple	< 38 $\mu$ A rms	< 1 mV rms
Output Offset	Up to 100% on maximum gain (course & fine adjustment)	
Temperature Coefficient Gain	< 0.01% FRO/ $^{\circ}$ C	
Temperature Coefficient Offset	< 0.01% FRO/ $^{\circ}$ C	
Warm Up	15 minutes recommended	
Linearity	< 0.02% FRO	< 0.1% FRO
Bandwidth (-3dB)	25 Hz	500 Hz typical

### Environmental

	OD2	OD4 / OD5
Operating Temperature Range	0 to 70 $^{\circ}$ C (32 to 158 $^{\circ}$ F)	0 to 60 $^{\circ}$ C (32 to 140 $^{\circ}$ F)
Storage Temperature Range	-40 to 80 $^{\circ}$ C (-42 to 176 $^{\circ}$ F)	-20 to 85 $^{\circ}$ C (-4 to 185 $^{\circ}$ F)
IP Rating	IP65	IP40

### Mechanical and Connections

	OD2	OD4	OD5
Transducer	Internal Terminal Block	5-pin Circular DIN	
Power Supply	Internal Terminal Block	Internal Terminal Block	IEC320 C14
Output Signal	Internal Terminal Block	Internal Terminal Block	
Enclosure dimensions (mm) <small>(without connectors)</small>	120 x 80 x 54.5	120 x 60 x 40	
Weight (g)	220	300	
Material	Light Grey ABS	Die-cast Zinc Alloy (painted)	

note<sup>1</sup> OD2 Adjustable Input Attenuator (part number 104515)

## Standard Part Numbers

---

### OD Conditioning Modules







	With Set-up	Without Set-up
OD2	911277	910764
OD4	911278	911052
OD5		
with UK AC power plug	911316-UK	911315-UK
with European AC power plug	911316-EU	911315-EU
with US AC power plug	911316-US	911315-US

OD4 & OD5 can be supplied pre-configured with signal / cables and cable gland.

Half-bridge optimised variants of the OD4 & OD5 are also available.

If you have a specific requirement, please contact your local Solartron Metrology office.

## Also Available at Solartron Metrology



# Solartron Metrology Offices

## Addresses for Offices worldwide

### United Kingdom - Head Office

Solartron Metrology  
Steyning Way  
Bognor Regis  
West Sussex  
PO22 9ST

Tel: +44 (0) 1243 833333  
Fax: +44 (0) 1243 833332  
sales.solartronmetrology@ametek.com

Germany  
Ametek GmbH  
Solartron Metrology Division  
Rudolf-Diesel-Strasse 16  
40670 Meerbusch

Tel: +49 (0) 2159 9136 500  
Fax: +49 (0) 2159 9136 505  
vertrieb.solartronmetrology@ametek.com

France  
Solartron Metrology  
Rond-point de l'Epine des Champs  
Buroplus - Bat D  
Elancourt, 78990

Tel: +33 (0)1 30 68 89 50  
Fax: +33 (0)1 30 68 89 59  
france.solartronmetrology@ametek.com

China - Shanghai  
Solartron Metrology  
Rm 912, Metro Tower  
No 30 Tian Yao Qiao Road, Shanghai  
200030

Tel: +86 21 6426 8111  
Fax: +86 21 6426 7818  
china.solartronmetrology@ametek.com

China - Beijing  
Solartron Metrology  
Room 2202, CITIC Building  
#19, Jianguomenwai Dajie  
Beijing  
100004 P.R China

Tel: +86 10 8526 2111  
Fax: +86 10 8526 2141  
china.solartronmetrology@ametek.com

China - Chengdu  
Solartron Metrology  
AMETEK ChengDu Rep Office  
Room 2408, Zongfu Building  
35 Zongfu Road  
Chengdu, Sichun, 610016, China

Tel: +86 28 8675 8111  
Fax: +86 28 8675 8141  
china.solartronmetrology@ametek.com

Japan  
Solartron Metrology  
4-5-37 Kamiosaki  
Shinagawa-Ku  
Tokyo  
141-0021

Tel: +81(0) 3 3494 5131  
Fax: +81 (0) 3 3494 5134  
japan.solartronmetrology@ametek.com

U.S.A  
Solartron Metrology  
915 N.New Hope Road  
Suite C, Gastonia  
NC 28054, USA

Tel: +1 800 873 5838  
Fax: +1 704 868 8466  
usasales.solartronmetrology@ametek.com

Agent and Distributor details available at [www.solartronmetrology.com](http://www.solartronmetrology.com)

